



REFRIGERATED COMPRESSED AIR DRYERS

Cycling; Non-Cycling

10-6000 cfm



LEGENDARY SULLAIR PRODUCTS

Since 1965, Sullair air compressors have been known for their Reliability, Durability and Performance. The legacy continues now as Hitachi Global Air Power – featuring the legendary Sullair product line. Together, two titans in the industry bring experience, engineering and expertise for every compressed air need.

RELIABILITY

Customers who work with Sullair compressors have found intangibles make all the difference—things like trust, confidence and peace of mind. They go to work every day having full faith in their equipment, as well as the knowledge they have access to true compressor experts ready to support them every step of the way.

DURABILITY

Hitachi Global Air Power represents the collective strength of more than 150 years of compressor experience and the legendary durability of Sullair products. In shops and factories all around the world, our products have withstood the test of time, running consistently today as they did on day one.

PERFORMANCE

Our vision for success is two-fold: produce clean, quality air for the job at hand, and provide cost-effective solutions for now and the long term. With high standards of efficiency for our compressors, we are committed to customer performance—especially in applications where air purity is critical.

The Hitachi Global Air Power network of engineering and quality experts continues to build next-generation, environment-forward compressed air solutions to meet the demands of today's hard-working customers.

**“WE SELECTED SULLAIR BECAUSE OF
THEIR REPUTATION. IT’S BUILT WELL,
DELIVERS, AND IS DEPENDABLE ...”**

– BRIAN THIEL, GHOSTFISH BREWING COMPANY

THE IMPORTANCE OF CLEAN, DRY COMPRESSED AIR

Water jeopardizes everything you want your compressed air system to do. Failure to remove water ruins product and fouls process. That's why it is vital to have a reliable air treatment system in place to help protect your equipment and your operations.

Sullair Refrigerated Air Dryers reliably remove harmful moisture and contaminants from compressed air, helping protect your compressed air system, machinery and downstream tools.

How?

1. Saturated compressed air enters the system and is pre-cooled in the air/air heat exchanger.
2. Then, the pre-cooled air moves downstream through the air/refrigerant heat exchanger, where it's chilled to a set dewpoint, causing condensate to separate from the air.
3. To reliably prevent separated droplets from re-entering the airstream, condensate collects in a large reservoir with subsequent recirculation where flow velocity is significantly reduced.
4. Accumulated condensate is then discharged from the dryer via drain.

The dried, cool process air passes back through the heat exchanger to be reheated and help prevent condensation outside of the downstream distribution piping.

Non-Cycling

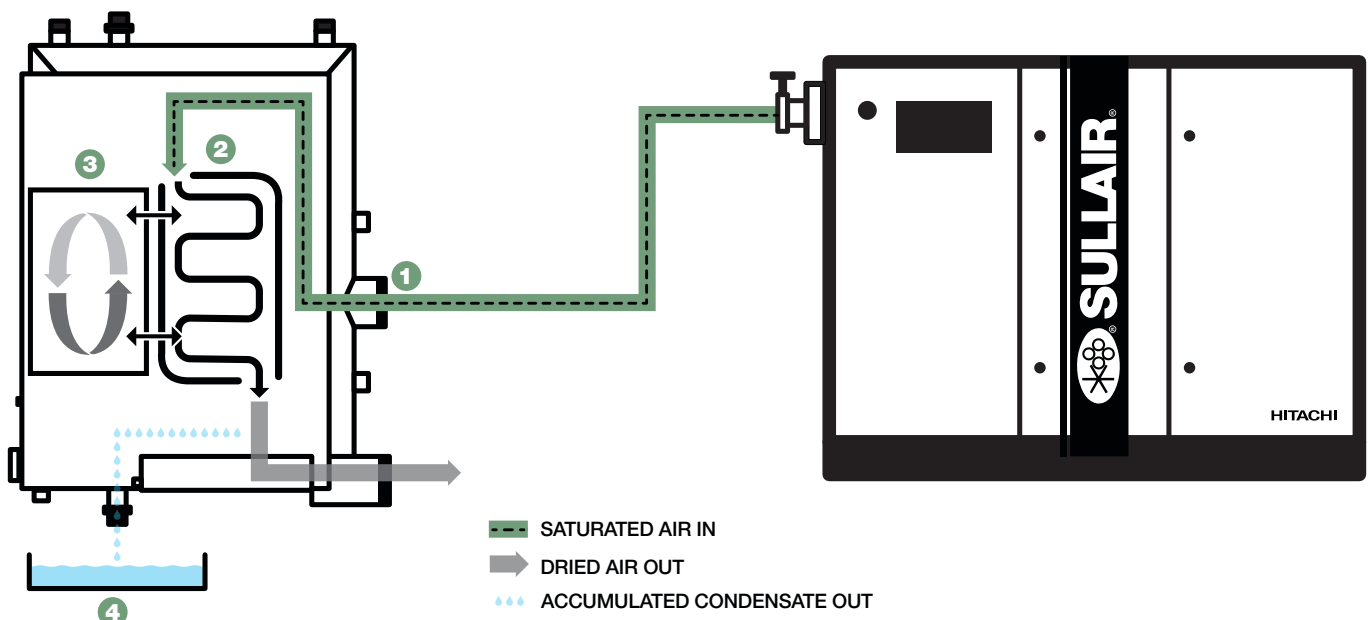
Ideal for running at full capacity

- Maintains constant energy consumption no matter flow or air demand.
- Hot gas bypass maintains a stable dew point in varying operating conditions and controls refrigerant amount circulating.

Cycling

Ideal for operations with variable flow rates

- The refrigeration circuit runs intermittently—cycling on and off based on the heat load. This helps to increase energy efficiency and match supply to demand.



SRN NON-CYCLING REFRIGERATED DRYERS (10-6000 cfm)

IDEAL FOR RUNNING AT FULL CAPACITY



SRN Models 10-250 cfm

- All-In-One Aluminum Heat Exchanger designed for energy efficiency, low pressure drop and sustainability
 - Low Pressure Drop— < 2 psid on average
 - Large air/air heat exchanger to precool incoming air
 - Cross-section of flow channels
 - Refrigeration circuit designed to help minimize the volume of refrigerant used
 - High-efficiency stainless steel demister for stable dewpoint in all operating conditions
- Designed for easy serviceability with a compact footprint
- Digital controller
- Timer drain

SRN Models 325-6000 cfm

- All-In-One Aluminum Heat Exchanger designed for energy efficiency, low pressure drop and sustainability
 - Low Pressure Drop— < 2 psid on average
 - Large air/air heat exchanger to precool incoming air
 - Cross-section of flow channels
 - Refrigeration circuit designed to help minimize the volume of refrigerant used
 - High-efficiency stainless steel demister for stable dewpoint in all operating conditions
- Scroll compressor for lower noise levels, longer life and increased energy efficiency
- Designed for easy serviceability with a compact footprint
- Digital LED controller with remote connectivity
- Zero loss electric drain

Models 1400 cfm and up feature:

- Electronic hot gas bypass and innovative microchannel condensers for lower pressure drop, increased energy efficiency and reduced refrigerant usage up to 40%
- Variable speed fans

Models 2000 cfm and up feature:

- Inlet/outlet connections on both sides for easy installation and banking multiple units

Sullair Refrigerated Compressed Air Dryers feature a 2-year bumper-to-bumper warranty.*

*Restrictions apply

SRD CYCLING REFRIGERATED DRYERS (75-6000 cfm)

IDEAL FOR OPERATIONS WITH VARIABLE FLOW RATES



R513A
LOW GWP

REDUCED GLOBAL WARMING POTENTIAL REFRIGERANT

-56% GWP

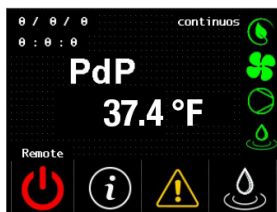
1300 GWP (R134A) vs 573 GWP (R513A)

- ISO 817 Class A1
- Non-flammable
- Low toxicity level




SRD Models 75-250 cfm

- All-In-One Aluminum Heat Exchanger designed for energy efficiency, low pressure drop and sustainability
 - Low Pressure Drop— < 2 psid on average
 - Large air/air heat exchanger to precool incoming air
 - Cross-section of flow channels
 - Refrigeration circuit designed to help minimize the volume of refrigerant used
 - High-efficiency stainless steel demister for stable dewpoint in all operating conditions
- Energy-saving cycling technology to match supply to demand at partial loads while maintaining a stable dewpoint
- Designed for easy serviceability with a compact footprint
- Digital controller
- Zero loss float drain



MINI TOUCH SCREEN CONTROLLER
Available on SRD models 700 - 1000 cfm

Easy-to-read access to performance and maintenance data including key operational indicators and alarms, temperature probes, pressure probes, alarm history, service reminders and more!



LARGE TOUCH SCREEN CONTROLLER
Available on SRD models 1400 - 6000 cfm

Large display for access to same performance and maintenance data as the Mini Touch Screen Controller plus IoT connection and additional energy, maintenance and data trending screens.

SRD Models 325-6000 cfm

- All-In-One Aluminum Heat Exchanger designed for energy efficiency, low pressure drop and sustainability
 - Low Pressure Drop— < 2 psid on average
 - Large air/air heat exchanger to precool incoming air
 - Cross-section of flow channels
 - Refrigeration circuit designed to help minimize the volume of refrigerant used
 - High-efficiency stainless steel demister for stable dewpoint in all operating conditions
- Energy-saving cycling technology to match supply to demand at partial loads while maintaining a stable dewpoint
- Scroll compressor for lower noise levels, longer life and increased energy efficiency
- Designed for easy serviceability with a compact footprint
- Zero loss electric drain
- Digital LED controller with remote connectivity
 - Models 700 cfm and up feature a touch screen controller

Models 1400 cfm and up feature:

- Electronic hot gas bypass and innovative microchannel condensers for lower pressure drop, increased energy efficiency and reduced refrigerant usage up to 40%
- Variable speed fans

Models 2000 cfm and up feature:

- Inlet/outlet connections on both sides for easy installation and banking multiple units

Sullair Refrigerated Compressed Air Dryers feature a 2-year bumper-to-bumper warranty.*

*Restrictions apply

TECHNICAL SPECIFICATIONS

SRN SERIES

NON-CYCLING REFRIGERATED DRYERS

FREQUENCY: 60 Hz

Model #	Flow Rate (cfm)	Operating Voltage(s)	Connection Size (NPT)	Pressure Drop (psid)	Power Consumption Load (kW)	Height (in)	Width (in)	Depth (in)	Weight (lbs)
SRN-10	10	A	½"	0.31	0.18	21.45	11.8	16.85	53
SRN-15	15	A	½"	1.15	0.19	21.45	11.8	16.85	53
SRN-25	25	A	½"	1.65	0.21	21.45	11.8	16.85	55
SRN-35	35	A	¾"	1.1	0.2	23.86	13	22.76	77
SRN-50	50	A	¾"	2.11	0.22	23.86	13	22.76	79
SRN-75	75	A,B	1"	1.22	0.41	26.57	15.76	25.91	101
SRN-100	100	A,B	1"	2.04	0.43	26.57	15.76	26.91	101
SRN-125	125	A,B	1"	3.05	0.43	26.57	15.76	27.91	104
SRN-150	150	A,B	1 1/2"	1.71	0.59	26.57	15.76	28.91	117
SRN-175	175	A,B	1 1/2"	2.25	0.73	26.57	15.76	29.91	121
SRN-200	200	B	1 1/2"	1.32	1.04	33.1	17.42	30.63	176
SRN-250	250	B	1 1/2"	1.99	1.06	33.1	17.42	30.63	176
SRN-325	325	C,D	2"	1	2.27	53.7	27.7	45.3	452
SRN-400	400	C,D	2"	1.48	2.27	53.7	27.7	45.3	452
SRN-500	500	C,D	2"	1.55	2.39	53.7	27.7	45.3	463
SRN-700	700	C,D	3"	1.08	2.78	55.5	27.7	45.3	573
SRN-800	800	C,D	3"	1.46	3.22	55.5	27.7	45.3	578
SRN-1000	1000	C,D	3"	2.2	4.2	55.5	27.7	45.3	582
SRN-1400	1400	C,D	4"	1.81	4.45	80.9	38.3	50.7	838
SRN-1600	1600	C,D	4"	1.85	6.46	80.9	38.3	50.7	926
SRN-2000	2000	C,D	6"	1.53	9.18	80.9	47.4	77.7	1609
SRN-2400	2400	C,D	6"	2.01	13.1	80.9	47.4	77.7	1698
SRN-3000	3000	C,D	6"	1.64	13.43	80.9	47.4	77.7	1874
SRN-3800	3800	C,D	6"	2.51	13.43	80.9	47.4	77.7	1874
SRN-5000	5000	C,D	8"	2.76	15.25	80.3	59.7	99.6	2359
SRN-6000	6000	C,D	8"	3	18.4	80.3	59.7	99.6	2668

CAPACITY CORRECTION FACTORS FOR DIFFERING OPERATING PRESSURE

Operating Pressure <i>psi</i>	45	60	70	80	90	100	115	130	145	160	175	190	203
Correction Factor	1.44	1.24	1.16	1.09	1.03	1	0.96	0.93	0.91	0.88	0.87	0.85	0.85

CAPACITY CORRECTION FACTORS FOR DIFFERING AMBIENT AIR TEMPERATURES

Ambient Air Temperature <i>°F</i>	60	70	80	90	100	110	120	122
Correction Factor	0.96	0.96	0.96	0.97	1	1.08	1.24	1.28

CAPACITY CORRECTION FACTORS FOR DIFFERING INLET AIR TEMPERATURES

Inlet Air Temperature <i>°F</i>	80	85	90	95	100	110	120	130	140	149
Correction Factor	0.64	0.68	0.77	0.87	1	1.28	1.62	2.24	2.5	2.81

Air Flow Capacity = Operating Pressure x Inlet Air Temperature

Required pre-filtration μm 1

Recommended post-filtration μm .01

ASME/CRN-listed heat exchangers (varies by model and province)

Certified to UL/CSA Standards

Operating Voltages

A 115V/1Ph

B 230V/1Ph

C 460V/3Ph

D 575V/3Ph

Standard outlet pressure dew point *°F* 37-45

ISO 8573-1:2010 Air Quality Class Class 4-5

Max inlet air temperature *°F* 149

Min/max ambient temperature *°F* 41/122

Max inlet pressure *psi* (SRN 10-175) 232

Max inlet pressure *psi* (SRN 200-6000) 203

MODBUS RTU communication enabled (SRD 325 - 6000)*

*RTU communication not available for SRN 10 - 250.

TECHNICAL SPECIFICATIONS

SRD SERIES

CYCLING REFRIGERATED DRYERS

FREQUENCY: 60 Hz

Model #	Flow Rate (cfm)	Operating Voltage(s)	Connection Size (NPT)	Pressure Drop (psid)	Power Consumption Load (kW)	Height (in)	Width (in)	Depth (in)	Weight (lbs)
SRD-75	75	A	1"	1.22	0.41	26.57	15.76	25.91	101
SRD-100	100	A	1"	2.04	0.43	26.57	15.76	26.91	101
SRD-125	125	A	1"	3.05	0.43	26.57	15.76	27.91	104
SRD-150	150	A	1 ½"	1.71	0.59	26.57	15.76	28.91	117
SRD-175	175	A,B	1 ½"	2.25	0.73	26.57	15.76	29.91	121
SRD-200	200	B	1 ½"	1.32	1.04	33.1	17.42	30.63	176
SRD-250	250	B	1 ½"	1.99	1.06	33.1	17.42	30.63	176
SRD-325	325	C,D	2"	1	2.27	53.7	27.7	45.3	452
SRD-400	400	C,D	2"	1.48	2.27	53.7	27.7	45.3	452
SRD-500	500	C,D	2"	1.55	2.39	53.7	27.7	45.3	463
SRD-700	700	C,D	3"	1.08	2.78	55.5	27.7	45.3	573
SRD-800	800	C,D	3"	1.46	3.22	55.5	27.7	45.3	578
SRD-1000	1000	C,D	3"	2.2	4.2	55.5	27.7	45.3	582
SRD-1400	1400	C,D	4"	1.81	4.45	80.9	38.3	50.7	838
SRD-1600	1600	C,D	4"	1.85	6.46	80.9	38.3	50.7	926
SRD-2000	2000	C,D	6"	1.53	9.18	80.9	47.4	77.7	1609
SRD-2400	2400	C,D	6"	2.01	13.1	80.9	47.4	77.7	1698
SRD-3000	3000	C,D	6"	1.64	13.43	80.9	47.4	77.7	1874
SRD-3800	3800	C,D	6"	2.51	13.43	80.9	47.4	77.7	1874
SRD-5000	5000	C,D	8"	2.76	15.25	80.3	59.7	99.6	2359
SRD-6000	6000	C,D	8"	3	18.4	80.3	59.7	99.6	2668

CAPACITY CORRECTION FACTORS FOR DIFFERING OPERATING PRESSURE

Operating Pressure <i>psi</i>	45	60	70	80	90	100	115	130	145	160	175	190	203
Correction Factor	1.44	1.24	1.16	1.09	1.03	1	0.96	0.93	0.91	0.88	0.87	0.85	0.85

CAPACITY CORRECTION FACTORS FOR DIFFERING AMBIENT AIR TEMPERATURES

Ambient Air Temperature <i>°F</i>	60	70	80	90	100	110	120	122
Correction Factor	0.96	0.96	0.96	0.97	1	1.08	1.24	1.28

CAPACITY CORRECTION FACTORS FOR DIFFERING INLET AIR TEMPERATURES

Inlet Air Temperature <i>°F</i>	80	85	90	95	100	110	120	130	140	149
Correction Factor	0.64	0.68	0.77	0.87	1	1.28	1.62	2.24	2.5	2.81

Air Flow Capacity = Operating Pressure x Inlet Air Temperature

Required pre-filtration μm 1
 Recommended post-filtration μm .01
 ASME/CRN-listed heat exchangers (varies by model and province)
 Certified to UL/CSA Standards
 Operating Voltages
 A 115V/1Ph
 B 230V/1Ph
 C 460V/3Ph
 D 575V/3Ph

Standard outlet pressure dew point *°F* 37–45
 ISO 8573-1:2010 Air Quality Class Class 4–5
 Max inlet air temperature *°F* 149
 Min/max ambient temperature *°F* 41/122
 Max inlet pressure *psi* (SRN 10-175) 232
 Max inlet pressure *psi* (SRN 200-6000) 203
 MODBUS RTU communication enabled (SRD 325 - 6000)*

*RTU communication not available for SRN 10 - 250.

FOR MORE INFORMATION, CONTACT YOUR LOCAL AUTHORIZED SULLAIR DISTRIBUTOR.



	SRN		SRD	
Flow Rates <i>cfm</i>	10 to 6000		75 to 6000	
Max Inlet Temp <i>°F</i>	149		149	
Standard Outlet Pressure Dewpoint <i>°F</i>	37-45		37-45	
ISO 8573-1:2010 Air Quality Class	Class 4-5		Class 4-5	
	10-175	200-6000	75-175	200-6000
Max Inlet Operating Pressure <i>psi</i>	232	203	232	203
	10-250	325-6000	75-250	325-6000
Standard Condensate Drain	Timer Drain	Zero Loss Electric Drain	Zero Loss Float Drain	Zero Loss Electric Drain